

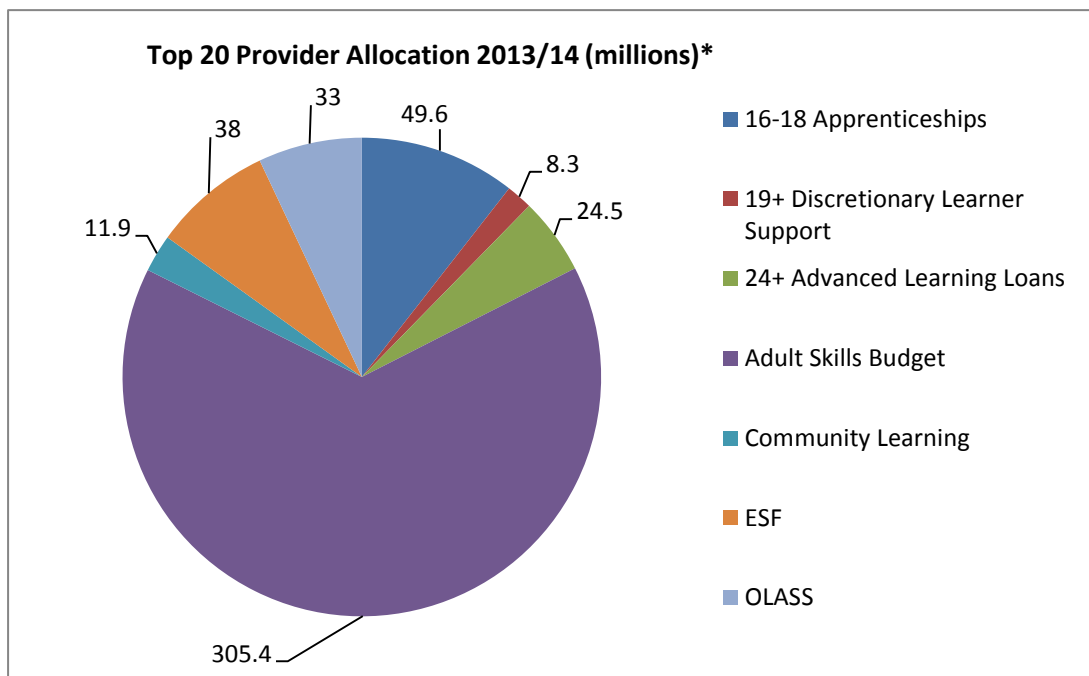
D2N2 Locality Report: Derby, Derbyshire, Nottingham and Nottinghamshire

Geography

- Derby, Derbyshire, Nottingham and Nottinghamshire includes 17 Local Authorities (Derby, South Derbyshire, Erewash, Amber Valley, North East Derbyshire, Chesterfield, Nottingham, Bassetlaw, Newark and Sherwood, Mansfield, Gedling, Broxtowe, Ashfield, Rushcliffe, Bolsover, High Peak, Derbyshire Dales.
- Nottinghamshire County Council, Nottingham City Council, Derbyshire County Council, Derby City Council have a combined Skills Funding Agency allocation of £11.9 million (2013/14).

Funding

- For 2013/14, the top 20 providers (by SFA allocation) delivering in the Derby, Derbyshire, Nottingham and Nottinghamshire locality have an allocation of £470.8 million.



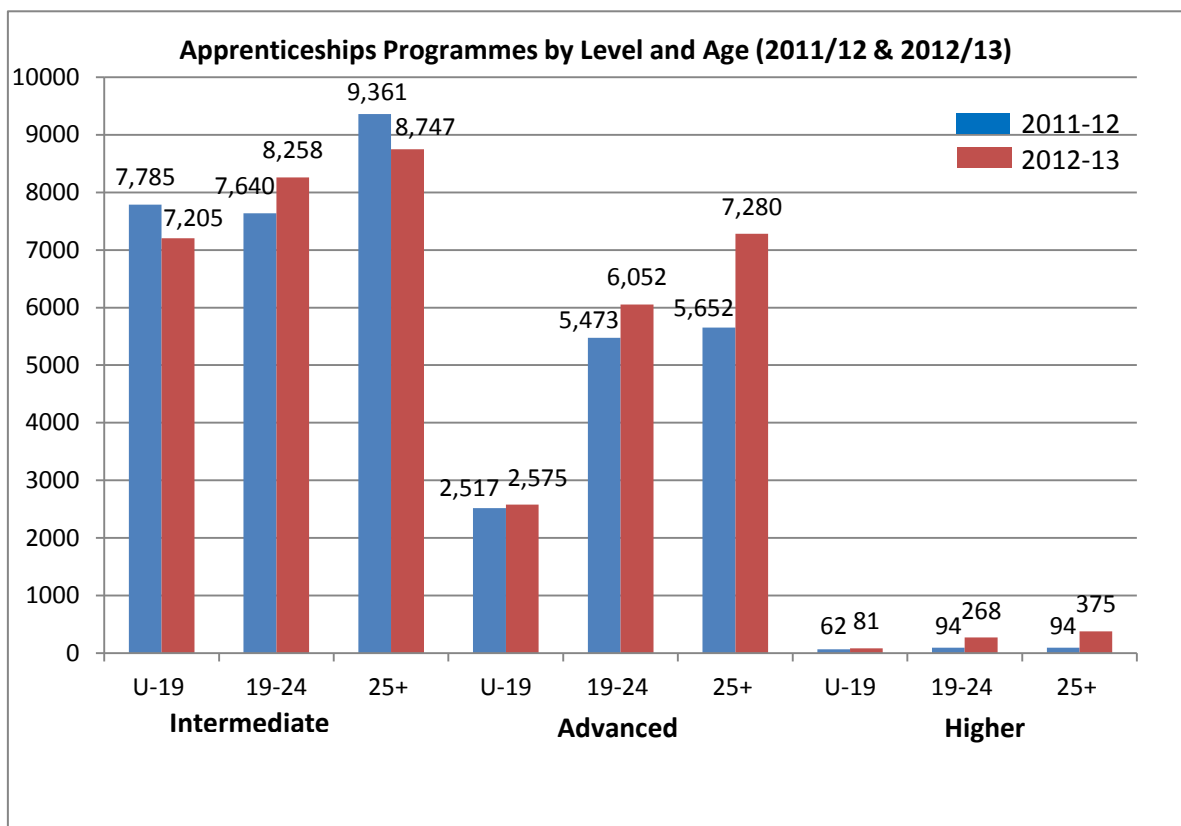
*Skills Funding Agency Allocation 2013/14

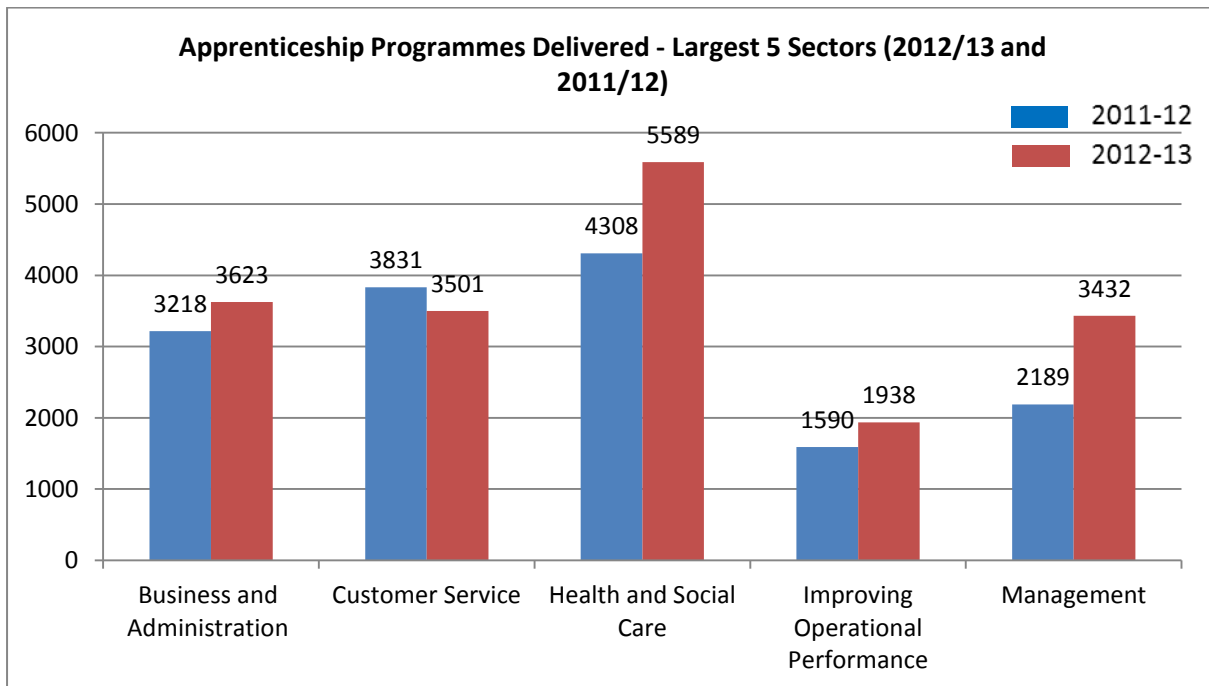
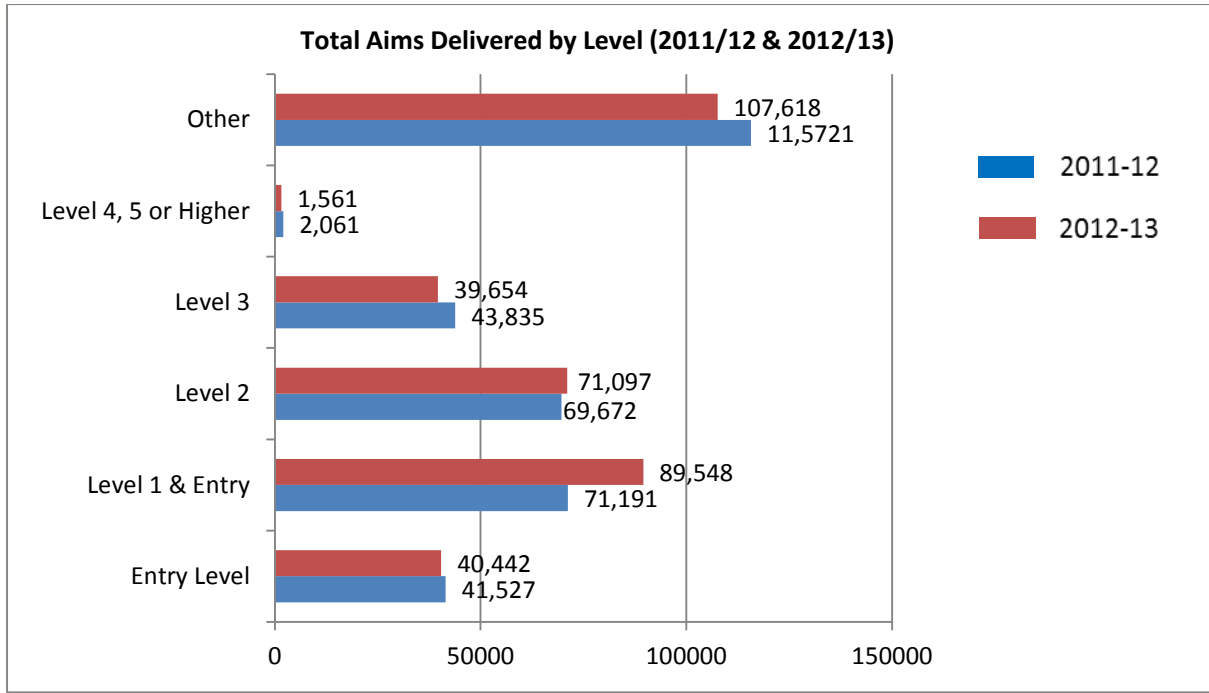
Providers

- In 2012/13, there were 447 providers delivering in the Derby, Derbyshire, Nottingham and Nottinghamshire locality, up very slightly from 443 providers in 2011/12.
- Top 20 providers by volume in the D2N2 area – 12 FE colleges, 5 training providers, 3 Local Authorities.
- 14 locally-based providers, 6 national providers including 3 FE colleges.
- These providers delivered 73% of all aims in the locality in 2012/13.
- 70% with an Ofsted grade of good or outstanding.

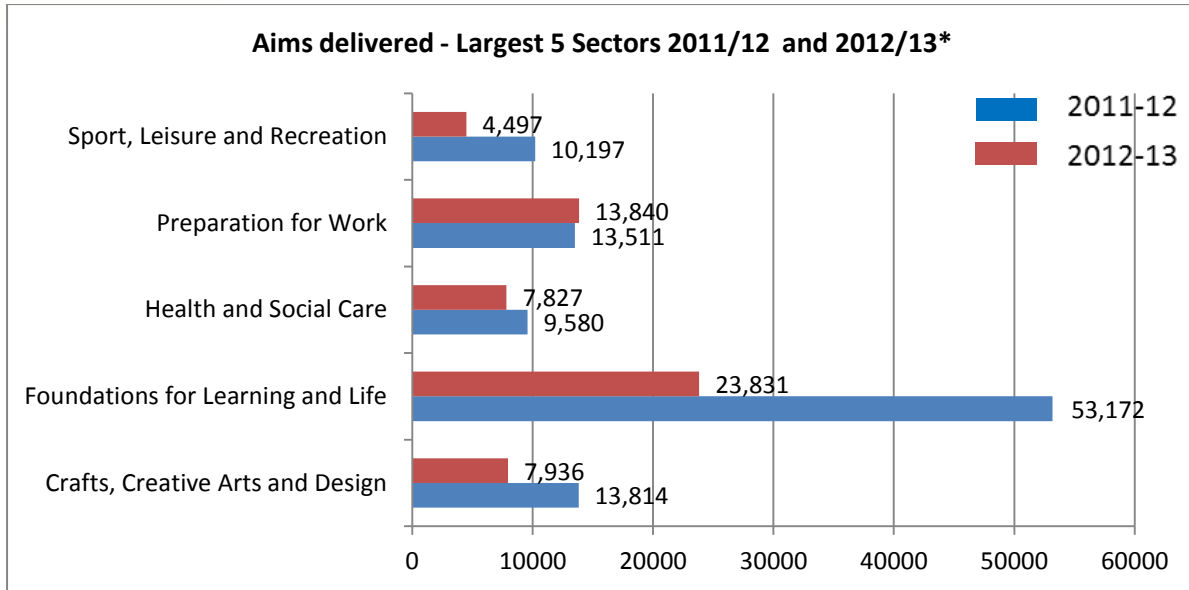
Provision

- For 2012/13, providers delivering in the Derby, Derbyshire, Nottingham and Nottinghamshire locality delivered 348,548 learning aims (to 16 years old and over), with 202,207 aims delivered to learners with a D2N2 postcode.
- Of this volume, providers delivered 40,841 Apprenticeships (to 16 years old and over), an increase of 6.6% on the 38,678 Apprenticeships delivered in 2011/12.
- In 2012/13, 8,142 aims were supported through ESF Priority 1 Funding, which supports people who are unemployed or NEET (Not in Education, Employment and Training), and 4,234 through ESF Priority 2 Funding, supporting people who are in work, with training and qualifications.





- In 2012/13, the top five sector subject areas delivered in the Derby, Derbyshire, Nottingham and Nottinghamshire locality accounted for 46% of all learning aims, and 39% of all Apprenticeships.
- Provision increased in four of the largest five sectors from 2011/12 for Apprenticeships.



* Achievement of learning aim

- Provision increased in one of the largest five subject sectors from 2011/12: "Preparation for Work" (note: subject sectors figures in above chart are for aim "achievements"; in terms of enrolments "ICT for Users" replaced "Sport, Leisure and Recreation" as the fifth largest sector subject area in 2012/13).

Notes

The volumes in this report are based on learning aim enrolments, and the delivery postcode of the provision, except where stated. The data source is the Individualised Learner Record (ILR) except where stated.

Geography

Locality means the postcode areas that are included within the LEP boundaries as published on Gov.uk

Funding

The top 20 providers are those delivering the largest volume of learning aims in the locality. This includes the entire allocation for a provider even where only a small proportion is delivered in the locality.

Providers

A Learning Aim is a single qualification, a course or programme of activity. An individual learner may commence or be enrolled on more than one Learning Aim at the same time, so this is not a count of individual learners.