

Apprenticeships and Workplace Learning Provision in D2N2 in 2013/14

Overview and Top 10 Provider Analysis

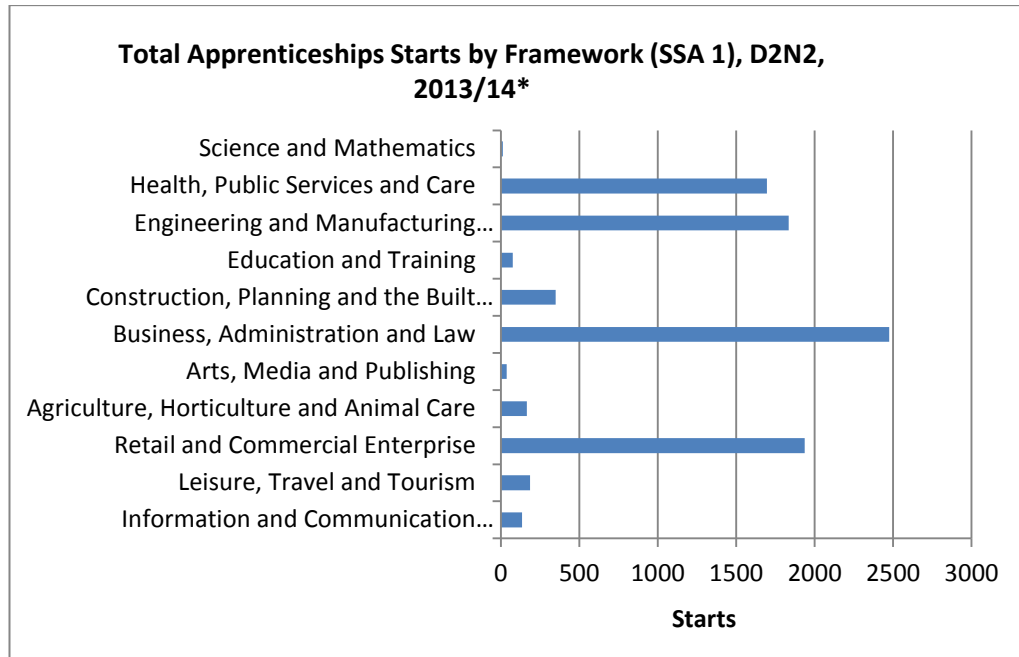
- In 2013/14*, there were 369 Providers delivering Apprenticeships and Workplace Learning in the D2N2 region to both D2N2 and non-D2N2 postcode learners
- There were 8,900 Apprenticeship Starts (87%) and 1,360 Workplace Learning Starts (13%)
- 7,940 learners receiving training in the D2N2 region had D2N2 postcodes (77%)
- 2,320 learners (23%) were from outside the region
- 2,160 learners with D2N2 postcodes received training outside of the D2N2 area, 21% of all D2N2 postcode learners
- The Top 10 Providers, based on volume, delivered 36% of all Apprenticeships and Workplace Learning Starts

**ILR R06 Data Collection (06/02/2014) / SFA Data Cubes Delivery & Location (D2N2)*

Index of Charts – D2N2, 2013/14

- Chart 1: *Total Apprenticeships Starts by Framework (SSA 1)*
- Chart 2: *Total Apprenticeships Starts by Framework (SSA 1)- Percentage Share*
- Chart 3: *Top 10 Providers: Apprenticeships and Workplace Learning*
- Chart 4: *Top 10 Providers: Workplace Learning*
- Chart 5: *Top 10 Providers: Apprenticeships*
- Chart 6: *Top 10 Providers of Health, Public Services and Care (SSA1) Apprenticeship Framework*
- Chart 7: *All providers of Science and Mathematics (SSA1) Apprenticeship Framework*
- Chart 8: *Top 10 Providers of Agriculture, Horticulture and Animal Care (SSA1) Apprenticeship Framework*
- Chart 9: *Top 10 Providers of Engineering and Manufacturing Technologies (SSA1) Apprenticeship Framework*
- Chart 10: *Top 10 Providers of Construction, Planning and the Built Environment (SSA1) Apprenticeship Framework*
- Chart 11: *Top 10 Providers of Information, Communication and Technology (SSA1) Apprenticeship Framework*
- Chart 12: *Top 10 Providers of Retail and Commercial Enterprise (SSA1) Apprenticeship Framework*
- Chart 13: *Top 10 Providers of Leisure, Travel and Tourism (SSA1) Apprenticeship Framework*
- Chart 14: *All Providers of Arts, Media and Publishing (SSA1) Apprenticeship Framework*
- Chart 15: *Top 10 Providers of Education and Training (SSA1) Apprenticeship Framework*
- Chart 16: *Top 10 Providers of Business, Administration, and Law (SSA1) Apprenticeship Framework*
- Chart 17: *Top 10 Providers of Apprenticeships: Delivery in D2N2 to D2N2 postcode learners*
- Chart 18: *Top 10 Providers of Apprenticeships: Delivery outside D2N2 area to D2N2 postcode learners*

Chart 1



**Please note chart data is: ILR in-year data submitted to Skills Funding Agency, February 2014 (R06 collection). Delivery refers to D2N2 and non-D2N2 postcode learners. This data source is repeated for the following charts unless stated otherwise.*

Chart 2

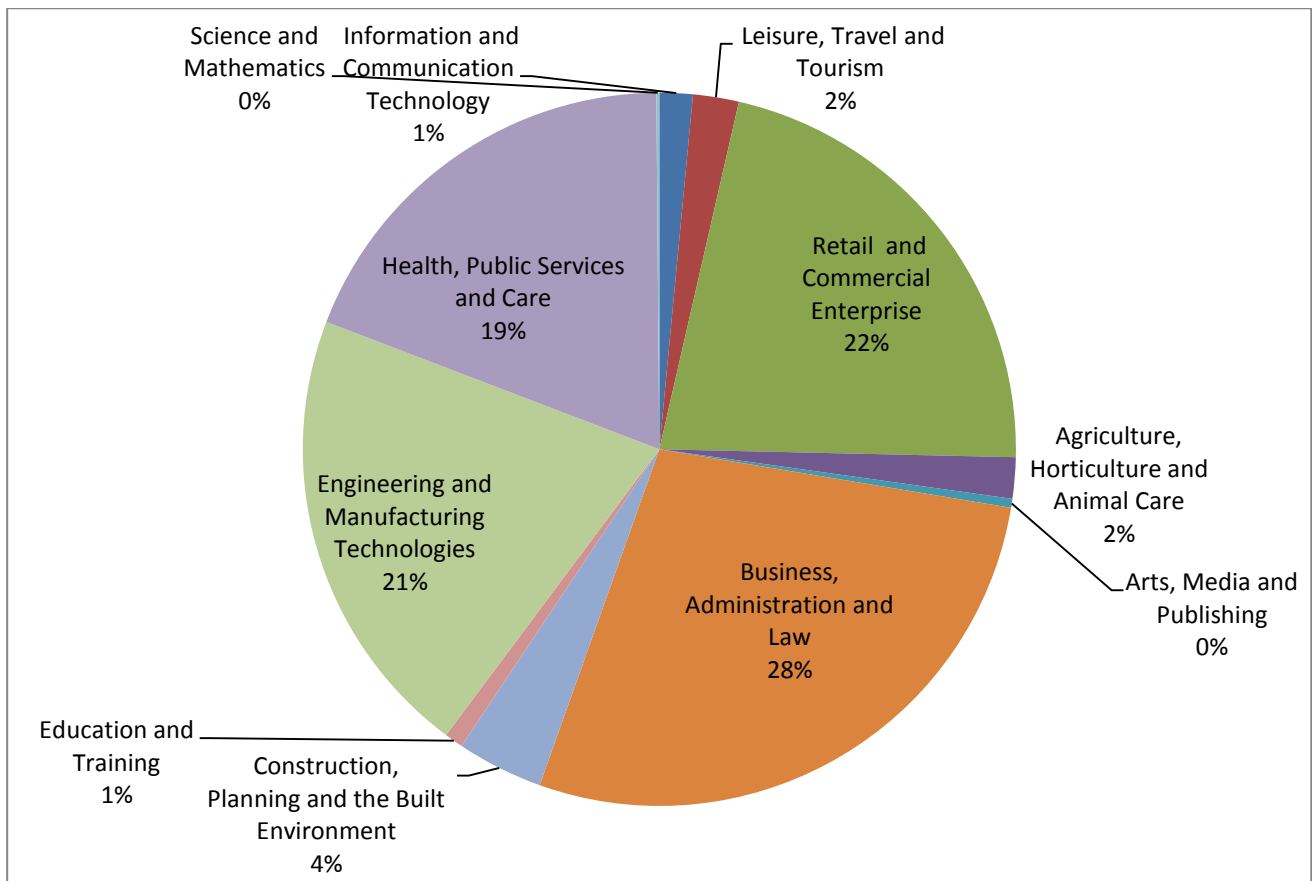
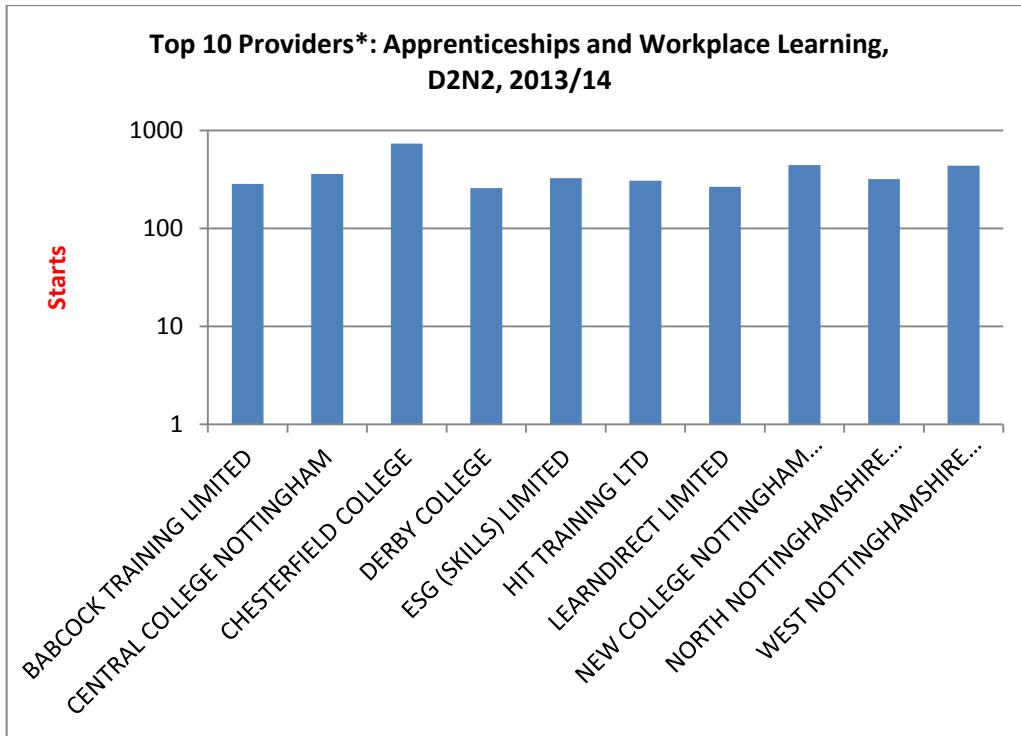


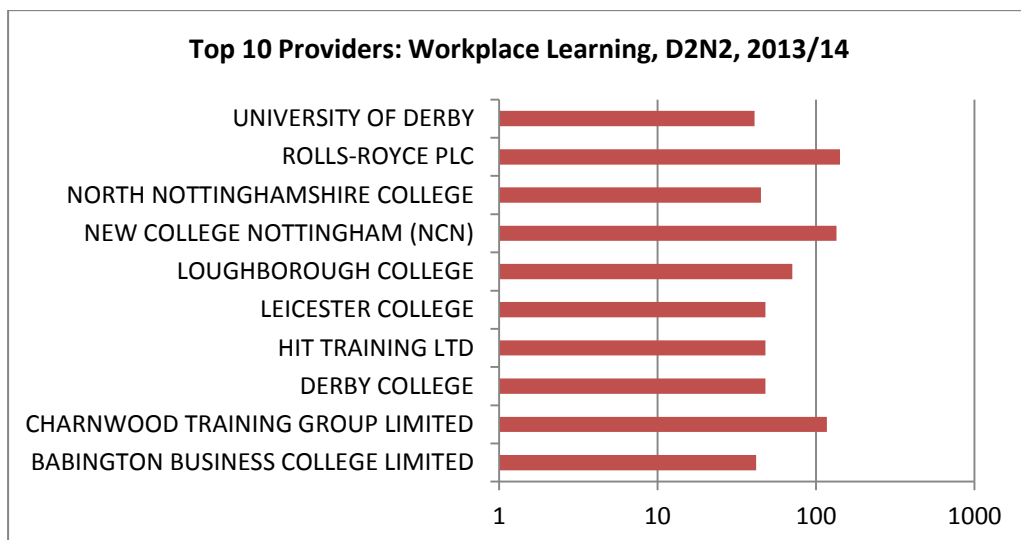
Chart 3



*Volume of Learning Aim Starts

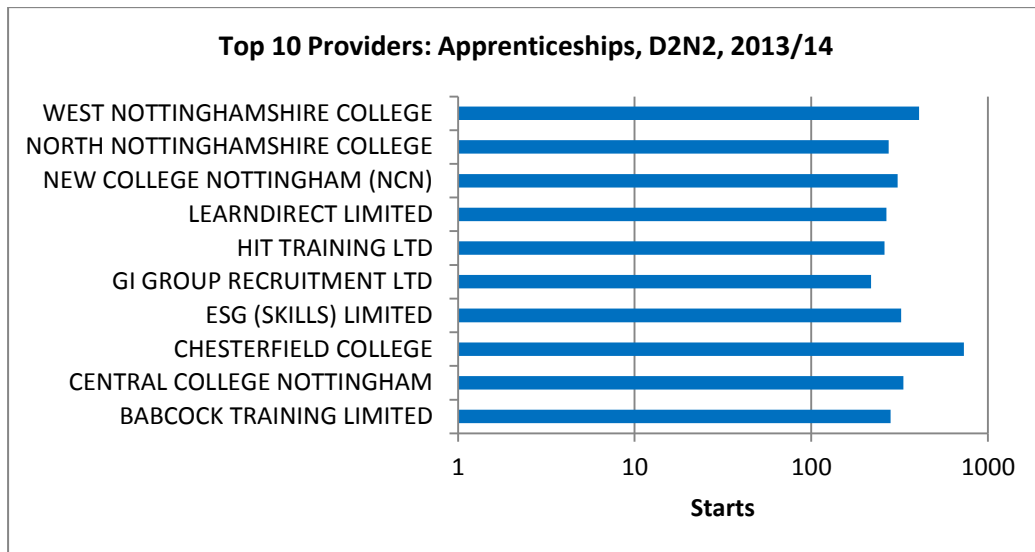
- The Top 10 Providers delivered **3,740** Apprenticeships and Workplace Learning Aim Starts, 36% of all Starts
- A total of 369 Providers delivered Apprenticeships and Workplace Learning (includes Providers with enrolments only)

Chart 4



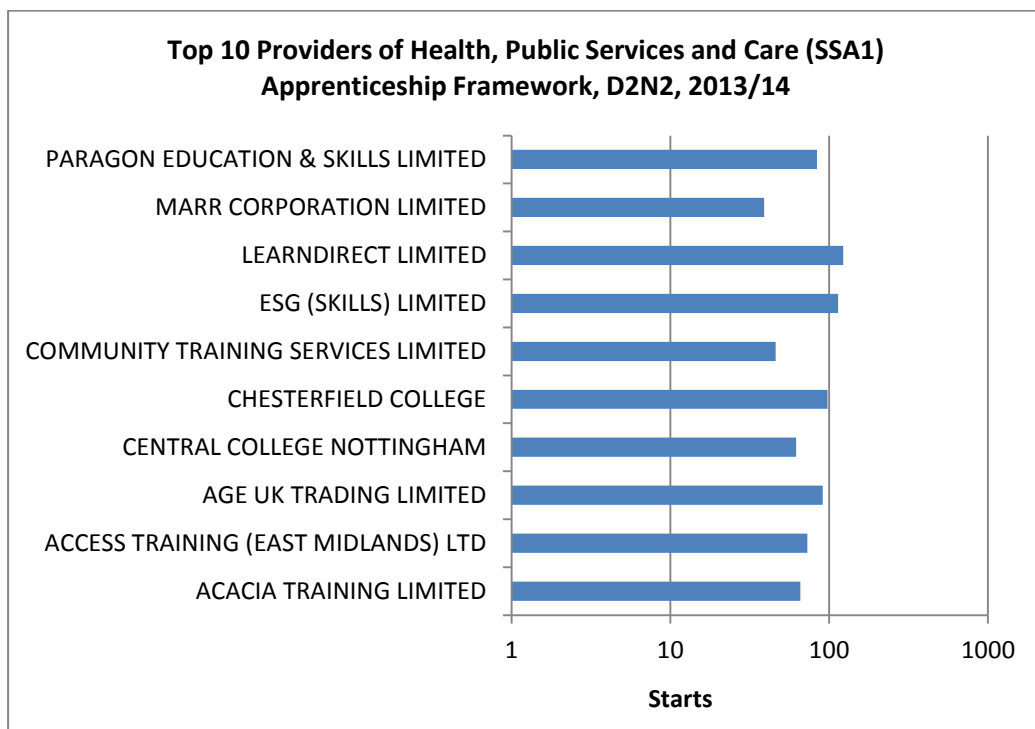
- The Top 10 Providers delivered **740** Workplace Learning Aim Starts, 54% of all starts
- A total of 150 Providers delivered Workplace Learning (includes Providers with enrolments only)

Chart 5



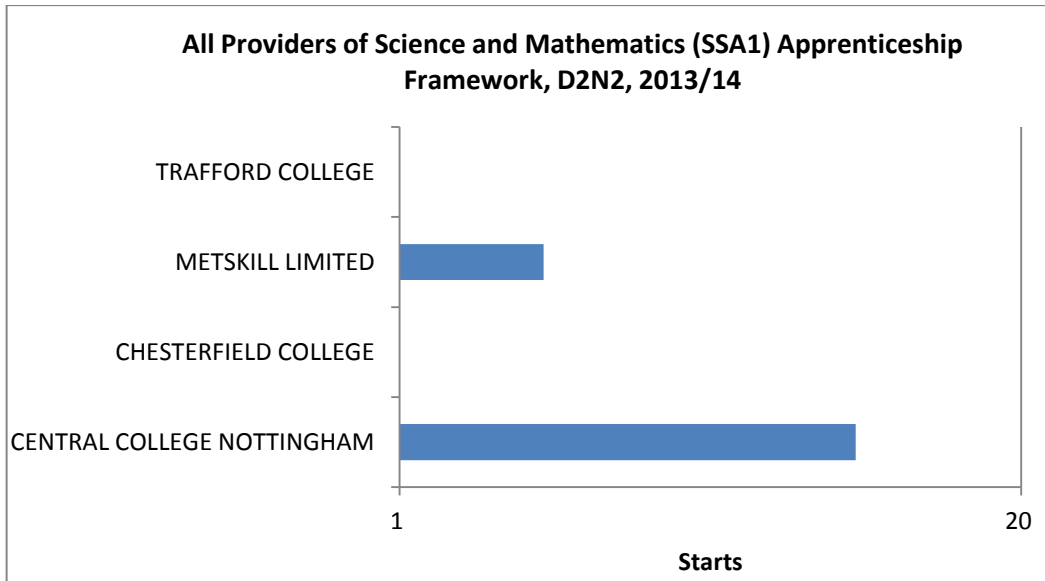
- The Top 10 Providers delivered **3,400** Apprenticeships, 38% of all Apprenticeships Starts in 2013/14
- A total of 347 Providers delivered Apprenticeships (includes Providers with enrolments only)

Chart 6



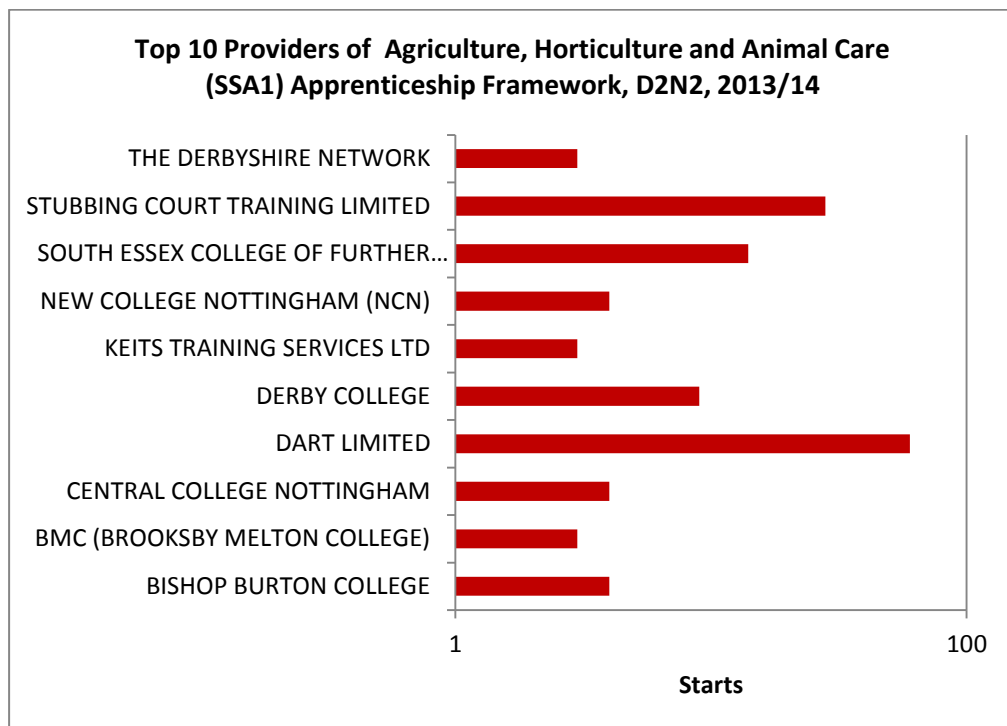
- Total of **1,700** Starts for this Framework
- 19% of all Apprenticeships Framework Starts in 2013/14
- The Top 10 Providers delivered 50% of all Apprenticeships for this Framework
- Aligned to D2N2 Key Sector: Life Sciences

Chart 7



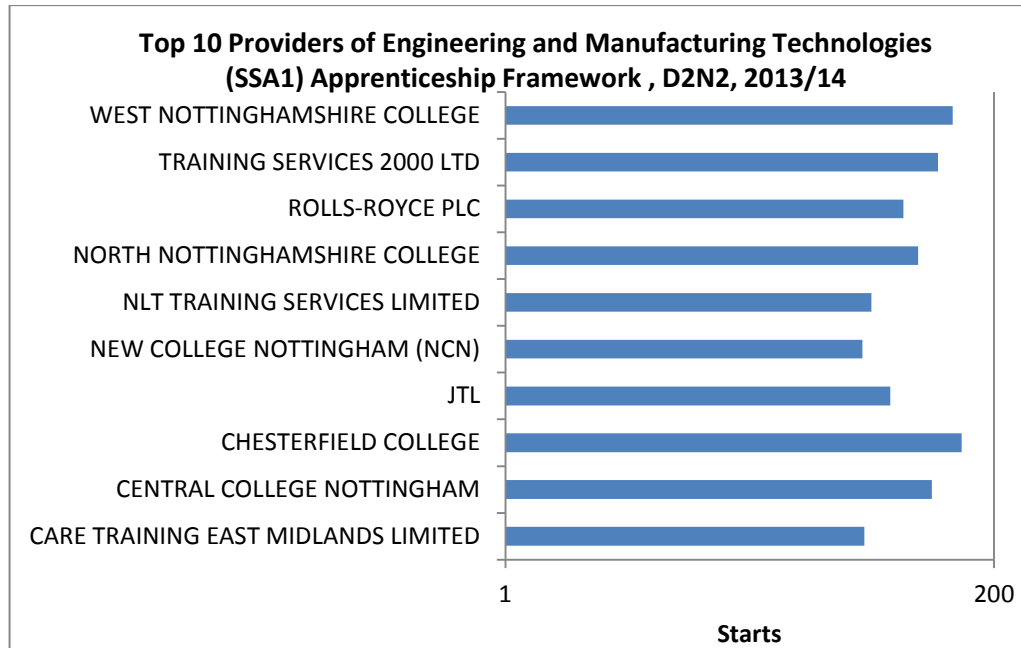
- Total of **10** Starts for this Framework
- 0.2% of all Apprenticeships Framework Starts in 2013/14
- Total of four Providers for this Framework
- Aligned to D2N2 Key Sectors: Life Sciences, Low Carbon-Goods and Services

Chart 8



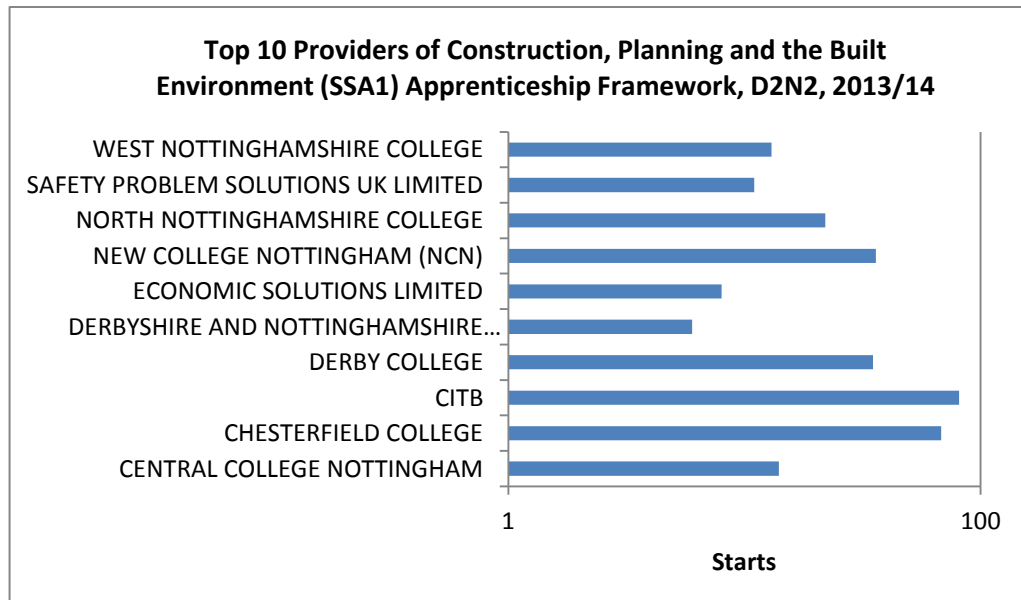
- Total of **170** Starts for this Framework
- 1.8% of all Apprenticeships Framework Starts in 2013/14
- Total of 35 Providers for this Framework
- Aligned to D2N2 Key Sector: Low Carbon-Goods and Services

Chart 9



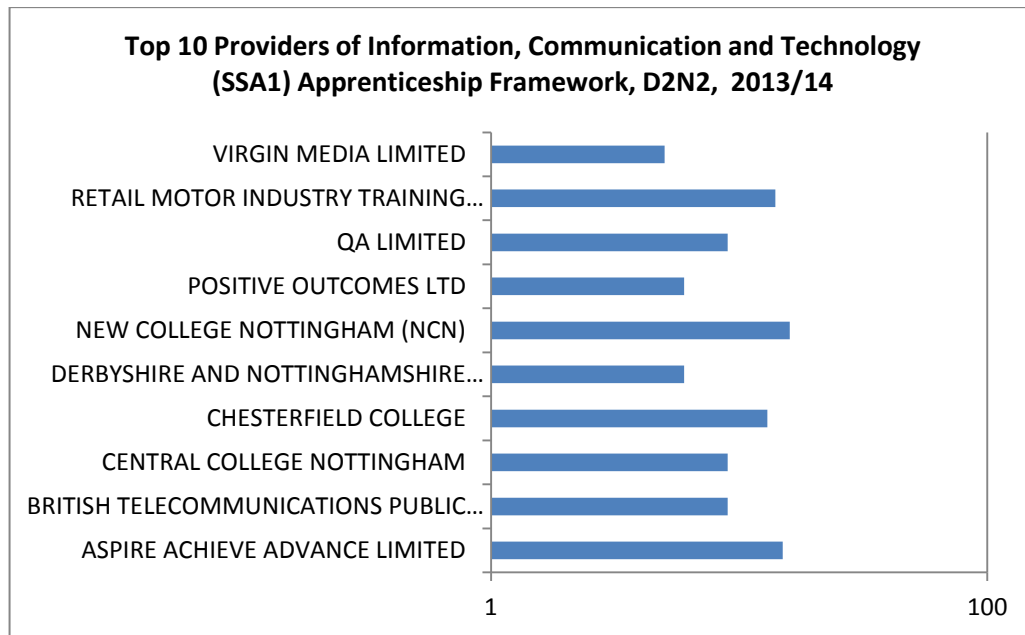
- Total of **1830** Starts for this Framework
- 21% of all Apprenticeships Framework Starts in 2013/14
- Top 10 Providers delivered 47% of all Apprenticeships for this Framework
- Total of 122 Providers for this Framework
- Aligned to D2N2 Key sectors Transport Equipment Manufacturing, Food and Drink Manufacturing, Low Carbon-Goods /Services

Chart 10



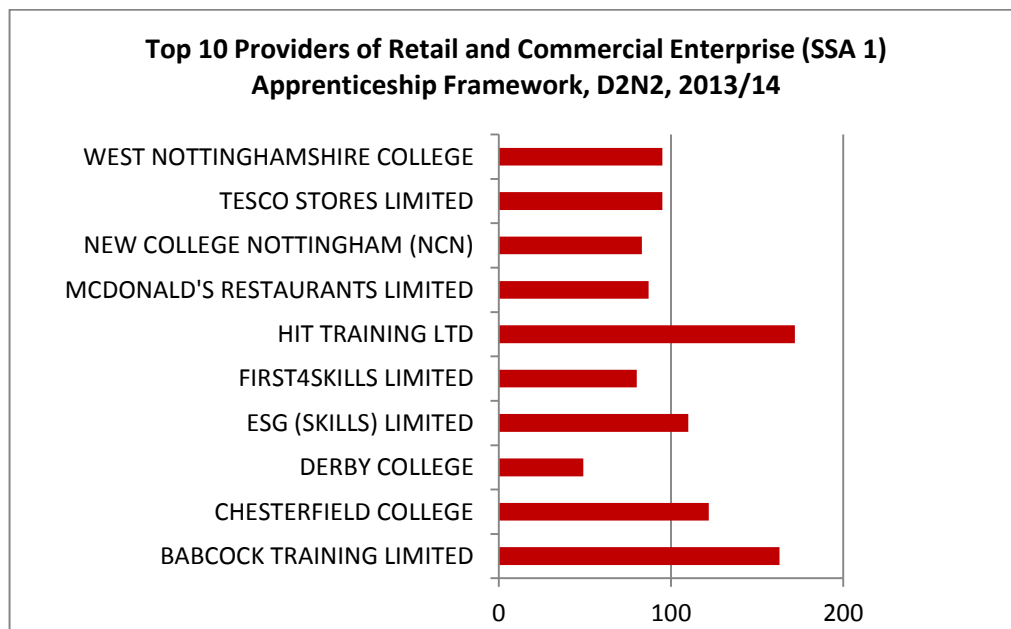
- Total of **350** Starts for this Framework
- 4% of all Apprenticeships Framework Starts in 2013/14
- Total of 41 Providers for this Framework
- Top 10 Providers delivered 84% of all Apprenticeships for this Framework
- Aligned to D2N2 Key Sector: Construction

Chart 11



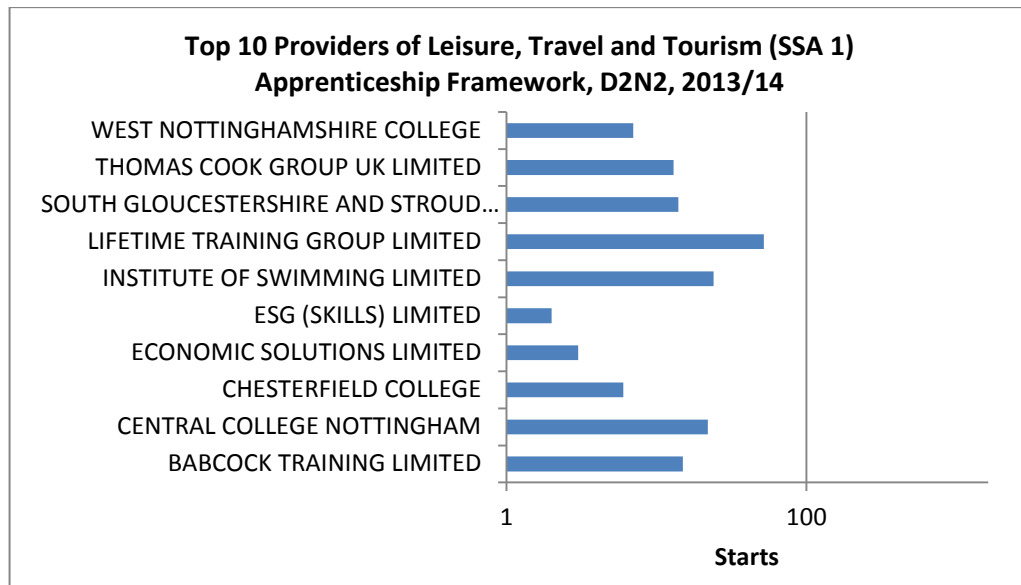
- Total of **130** Starts for this Framework
- 1.5% of all Apprenticeships Framework Starts in 2013/14
- Total of 42 Providers for this Framework
- Top 10 Providers delivered 76% of Apprenticeships for this Framework
- Aligned to D2N2 Key Sector: Creative Industries

Chart 12



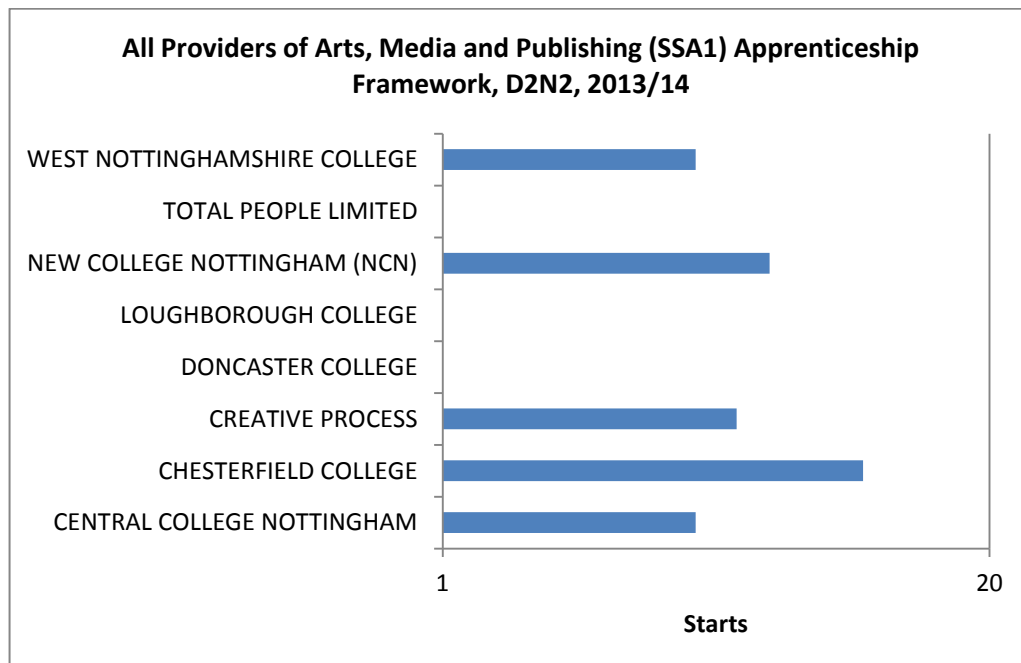
- Total of **1940** Starts for this Framework
- 22% of all Apprenticeships Framework Starts in 2013/14
- Total of 145 Providers for this Framework.
- Top 10 Providers delivered 55% of Apprenticeships in this Framework.
- Aligned to D2N2 Key Sectors: Creative Industries, Visitor Economy

Chart 13



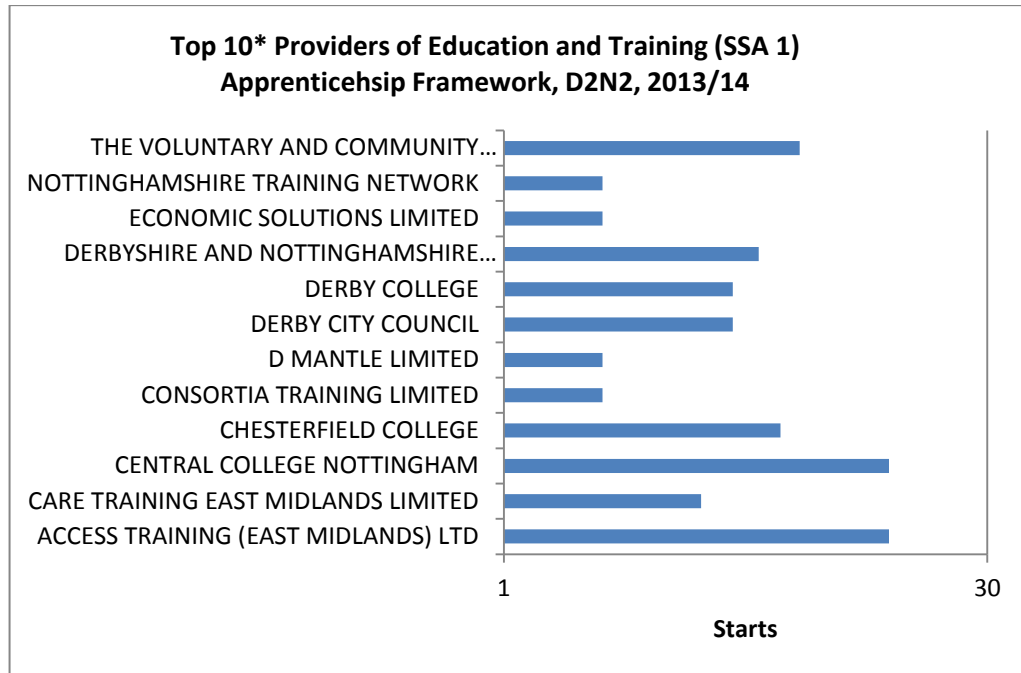
- Total of **180** Starts for this Framework
- 2% of all Apprenticeships Framework Starts in 2013/14
- Total of 42 Providers for this Framework
- Top 10 Providers delivered 85.4% of Apprenticeships in this Framework
- Aligned to D2N2 Key Sector: Visitor Economy

Chart 14



- Total of **40** Starts for this Framework
- 0.5% of all Apprenticeships Framework Starts in 2013/14
- Total of 8 Providers for this Framework (delivered 100% of Framework Starts)
- Aligned to D2N2 Key Sector: Creative Industries

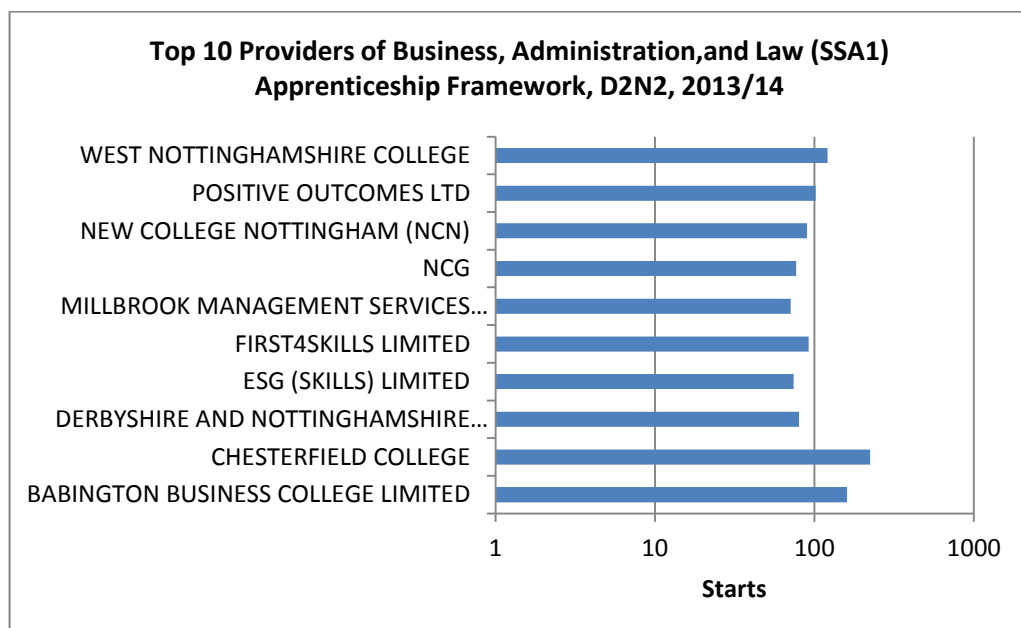
Chart 15



**Providers in joint tenth placing.*

- Total of **70** Starts for this Framework
- 1% of all Apprenticeships Framework Starts in 2013/14
- Above Providers delivered 89% of Apprenticeships for this Framework
- Total of 31 Providers for this Framework

Chart 16



- Total of **2,480** Starts for this Framework
- 28% of all Apprenticeships Framework Starts in 2013/14
- Top 10 Providers delivered 44% of Apprenticeships for this Framework
- Total of 197 Providers for this Framework

Chart 17




Chart 18

